

AMU Series JIC Size Junction Boxes: Snap Latch Hinged Cover - Solid/Opaque

APPLICATION

- Designed to insulate and protect controls and components in both indoor and outdoor applications often found in oil refineries, waste water treatment equipment, and chemical plants
- Especially well suited for high temperature or corrosive environments
- Protects from dirt, dust, oil, and water
- For use with industrial control equipment in ordinary locations

STANDARDS

- UL Types 1, 2, 3, 4, 4X, 12, and 13
- CSA Types 1, 2, 3, 3R, 4, 4X, 12 and 13
- NEMA Types 1, 2, 3, 3R, 4, 4X, 12 and 13
- IEC 60529 Type IP66
- Enclosure flammability rating per UL® 508
- Joint Industrial Council (JIC) enclosure sizing
- Compliant with RoHS directive (Restriction of Hazardous Substances)

CONSTRUCTION

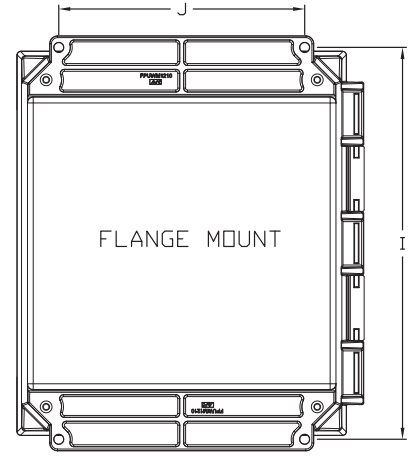
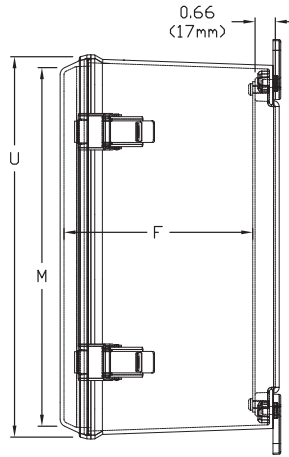
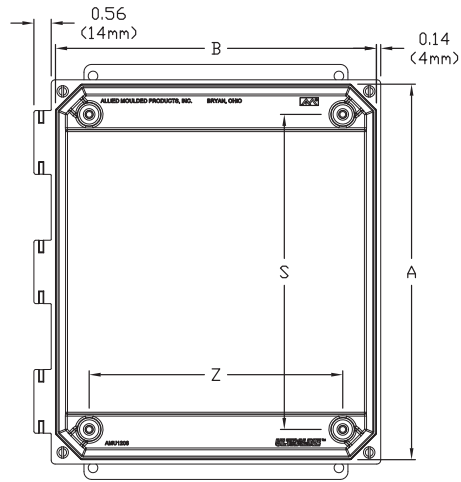
- Compression molded fiberglass reinforced polyester construction with flush, solid/opaque cover
- Allied Moulded Ultraguard® fiberglass reinforced polyester material formulation - UV stabilized for outdoor use
- Light gray color (RAL 7035)
- 304 stainless steel lockable latches, and hinge pin
- Partially molded hinge and molded latch keeper
- Gasket made of closed cell neoprene cord encased in a continuous tongue and groove channel
- Polycarbonate flanges (installed) or mounting feet (bagged) with four 304 stainless steel screws
- 10-32 threaded brass inserts are installed for back panel mounting

ACCESSORIES

- Optional back panels and hinged front panels
- Optional thermal management products

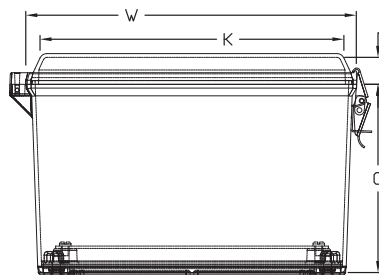
MODIFICATIONS

- Custom holes and cutouts
- Custom size polycarbonate viewing windows
- Molded-in color matches
- EMI/RFI shielding
- Factory-supplied silk screening



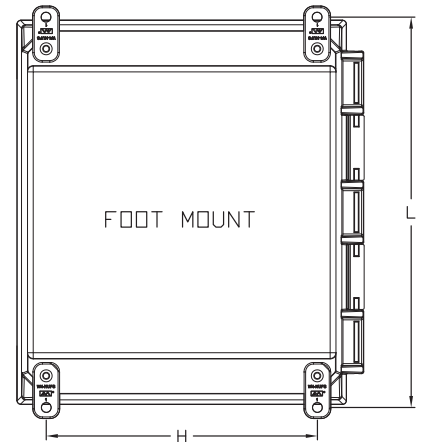
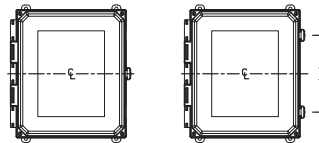
Note: Cover Removed for Clarity

LATCH LOCATIONS



FOR USE ON
 6x6x4
 8x6x4
 10x8x4

FOR USE ON
 12x10x6 D=7.50 (191mm)
 14x12x6 D=8.00 (203mm)
 16x14x8 D=9.00 (229mm)
 18x16x10 D=14.56 (370mm)
 20x18x8 D=16.81 (427mm)



Part No.	Box Size			Usable Depth F	Panel Boss Centers		Flange Mount Centers		Foot Mount Centers		Cover Size				Nom. Wall Thickness
	A	B	C		S	Z	J	I	H	L	K	M	W	U	
AMU664L(F*)	6.05 154mm	6.27 159mm	4.13 105mm	4.11 104mm	4.25 108mm	4.25 108mm	4.00 102mm	6.88, 6.75 175, 171mm	4.91 125mm	6.75 171mm	5.89 150mm	5.67 144mm	6.72 171mm	6.50 165mm	0.13 3 mm
AMU864L(F*)	8.05 204mm	6.27 159mm	4.13 105mm	4.11 104mm	6.25 159mm	4.25 108mm	4.00 102mm	8.88, 8.75 226, 222mm	4.91 125mm	8.75 222mm	5.89 150mm	7.67 195mm	6.72 171mm	8.50 216mm	0.13 3 mm
AMU1084L(F*)	10.05 255mm	8.27 210mm	4.13 105mm	4.11 104mm	8.25 210mm	6.25 159mm	6.00 152mm	10.75 273mm	6.91 176mm	10.75 273mm	7.89 200mm	9.67 246mm	8.72 221mm	10.50 267mm	0.13 3 mm
AMU1206L(F*)	12.05 306mm	10.27 261mm	6.13 156mm	6.11 155mm	10.25 260mm	8.25 210mm	8.00 203mm	12.75 324mm	8.82 224mm	12.70 323mm	9.89 251mm	11.67 296mm	10.72 272mm	12.50 318mm	0.13 3 mm
AMU1426L(F*)	14.05 357mm	12.27 312mm	6.13 156mm	6.11 155mm	12.25 311mm	10.25 260mm	10.00 254mm	14.75, 14.62 375, 371mm	10.82 275mm	14.70 373mm	11.89 302mm	13.67 347mm	12.72 323mm	14.50 368mm	0.13 3 mm
AMU1648L(F*)	16.05 408mm	14.27 362mm	8.13 207mm	8.11 206mm	14.25 362mm	12.25 311mm	12.00 305mm	16.75 425mm	11.47 291mm	16.91 430mm	13.89 353mm	15.67 398mm	14.72 374mm	16.50 419mm	0.14 4 mm
AMU1860L(F*)	18.12 460mm	16.34 415mm	10.13 257mm	10.10 257mm	16.25 413mm	14.25 362mm	12.00 305mm	18.88, 18.76 480, 477mm	13.72 348mm	19.16 487mm	16.14 410mm	17.92 455mm	16.97 431mm	18.75 476mm	0.19 5 mm
AMU2060L(F*)	19.87 505mm	16.09 409mm	10.13 257mm	10.10 257mm	17.81 452mm	13.81 351mm	10.00 254mm	21.25 540mm	13.16 334mm	20.53 521mm	15.89 404mm	19.67 500mm	16.72 425mm	20.50 521mm	0.19 5 mm

*Enclosure base part numbers come standard with 4 separately bagged feet (ex. AMU664L)

Add "F" to the part number for factory installed flanges (ex. AMU664LF)

"I" dimensions with multiple numbers indicate slotted holes

All dimensions are in inches unless otherwise noted



Order Today: 419-636-4217, Fax: 419-636-2450, e-mail: sales@alliedmoulded.com